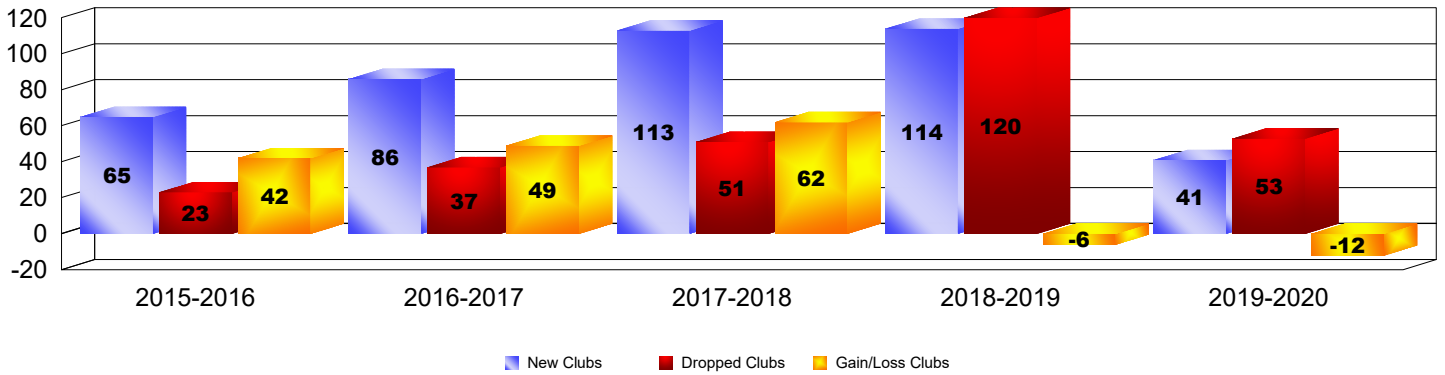


# Multiple District 315

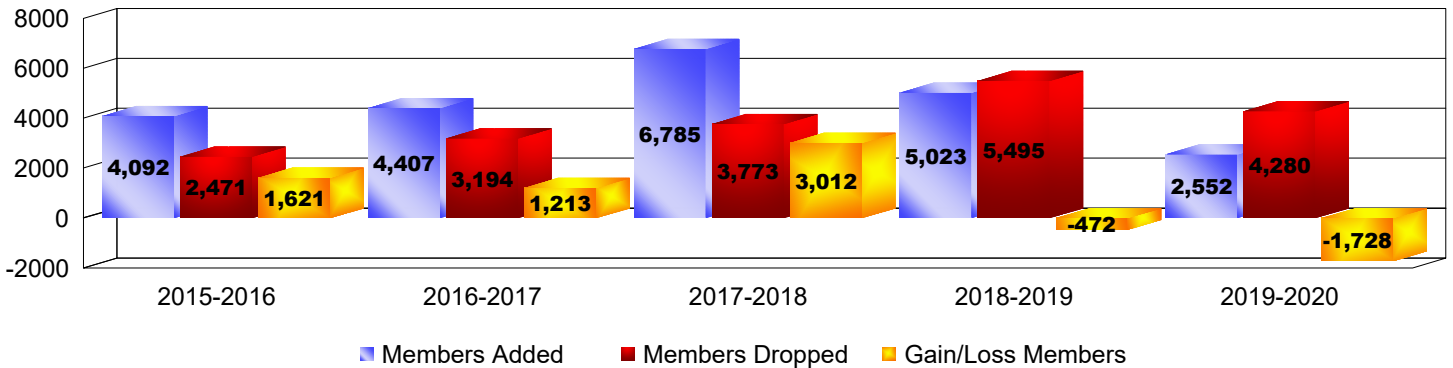
As of June 2020 Cumulative

Year	New Clubs	Dropped Clubs	Gain/Loss Clubs	New Members	Charter Members	Reinstate Members	Transfer Members	Total Member Added	Total Members Dropped	Gain/Loss Members
2015-2016	65	23	42	2,135	1,644	265	48	4,092	2,471	1,621
2016-2017	86	37	49	1,937	1,939	303	228	4,407	3,194	1,213
2017-2018	113	51	62	2,594	3,201	610	380	6,785	3,773	3,012
2018-2019	114	120	-6	1,828	2,767	292	136	5,023	5,495	-472
2019-2020	41	53	-12	1,163	1,129	116	144	2,552	4,280	-1,728
<b>Average</b>	<b>84</b>	<b>57</b>	<b>27</b>	<b>1,931</b>	<b>2,136</b>	<b>317</b>	<b>187</b>	<b>4,572</b>	<b>3,843</b>	<b>729</b>


## Clubs



## Members



### Membership Composition June 2020 Cumulative



### Gender Comparison June 2020 Cumulative

